



VeSync© App User Guide

for use with Levoit© smart devices



VeSync© App User Guide

for use with Levait© smart device

VeSync App User Guide

©2021 Vesync Co., Ltd. All rights reserved.

The VeSync app is available in conjunction with Levoit, Etekcity, and Cosori smart devices. Levoit, Etekcity, and Cosori are affiliates of Vesync.

Documentation version 1.1

All the content, features, and functionality contained herein are owned by Vesync, its licensors, or other providers of such material and are protected by United States and international copyright, trademark, patent, trade secret, and other intellectual property or propriety rights laws.

For technical support please email support@vesync.com

TABLE OF CONTENTS

OVERVIEW	9
SYNCING	11
CONTROLS	15
HUMIDITY LEVELS	15
SCHEDULING	17
ADDITIONAL FEATURES	19
LOCATION SERVICES	19
THIRD PARTY APPS	19
USER SHARING	19
APPENDIX I – ADDITONAL LEVOIT SMART DEVICES	21

LIST OF FIGURES

FIGURE 1: Add Device	11
FIGURE 2: Device Syncing	12
FIGURE 3: Select Room	12
FIGURE 4: Name Device	13
FIGURE 5: Customize Icon	13
FIGURE 6: Current Humidity	15
FIGURE 7: Target Humidity	15
FIGURE 8: Auto Mode	16
FIGURE 9: Manual Mode	16
FIGURE 10: Schedule and Timer	17
FIGURE 11: Set Schedule	17
FIGURE 12 Set Timer	18

OVERVIEW

VeSync is an app that allows users to manage all of their smart devices from the family of brands that include Etekcity, Cosori, and Levoit. These three brands produce a plethora of smart devices for different aspects of home life, including miscellaneous tech and fitness production, kitchen appliances, and air quality machines. Levoit focuses particularly on air purifiers and humidifiers.

This user guide is intended specifically for owners of the Levoit Smart Classic 300S Humidifier who wish to use the VeSync app controls with their device, and it will present other features that are made available to users through the VeSync app.

This guide will cover how to sync the Levoit humidifier to the VeSync app, how to use the VeSync app controls with user's device, and will present other features that are made available to users through the VeSync app.

This guide assumes the VeSync app has already been installed on the user's phone or tablet and that the user is familiar with their Levoit machine.

SYNCING

In order to control your Levoit smart device using VeSync, you must sync your humidifier to the app, following these steps:

1. Select **Add Device** from the home page.

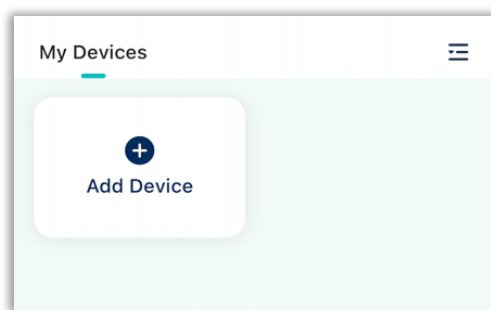


Figure 1. Add Device

2. Select your device.

Note: Both your phone or tablet's Bluetooth and the humidifier must be turned on for the device to be recognized by the app.

3. When prompted, press and hold the Power button on your humidifier for 5 seconds, until the wifi indicator light starts blinking.
4. Select your home's wifi from the list of supported networks and enter password if required.

The smart device will now sync to the app.

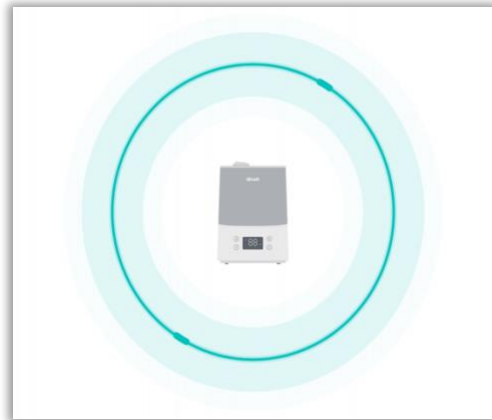


Figure 2: Device Syncing

5. Once synced, select the room in your home that you'd like to assign the humidifier to. This is particularly helpful if you have multiple VeSync supported devices in your home.

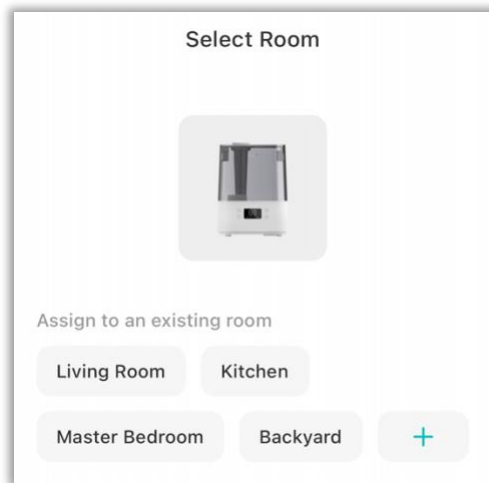


Figure 3. Select Room

6. Name your device. This is how your device will appear to you in the app.

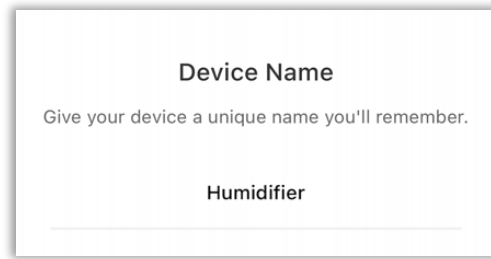


Figure 4: Name Device

7. Select a unique image for your device. *(optional)*

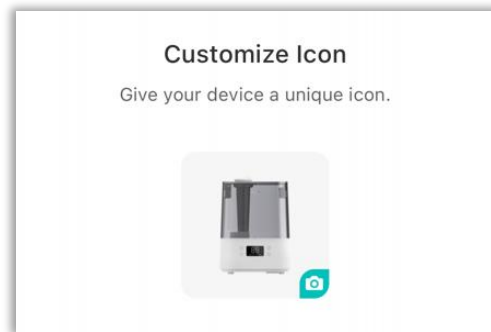


Figure 5: Customize Icon

You have now successfully synced your Levoit smart device to VeSync and can use the app to control the humidifier's functions and settings.

Note: You must be connected to your home wifi network in order to control the device.

CONTROLS

Using the VeSync app you can control all functions of your Levoit smart device including setting humidity levels, mist levels, and creating a schedule for your humidifier.

Humidity Levels

When you are on the home page of your Levoit device on the app, it presents you with the current humidity percentage, as detected by your humidifier.



Figure 6. Current Humidity

Target Humidity. You can easily set your desired target humidity by tapping on the current humidity percentage. This will open a pop-up menu that outlines a recommended percentage range and allows you to select your desired humidity percentage.

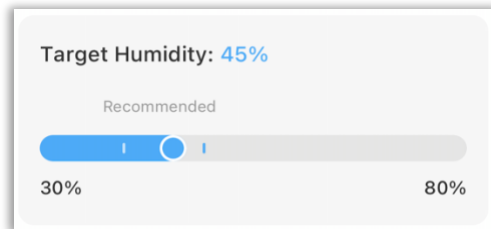


Figure 7. Target Humidity

Note: To avoid over-activity, your humidifier automatically stops when humidity levels reach 5% above your Target Humidity and resumes if humidity levels drop 5% below Target Humidity.

Mist Levels

Your Levoit smart humidifier has 9 mist levels. Using the controls on your actual machine you are only able to set the mist level to Low, Medium, or High. However, when using the VeSync

app you can select from any of the 9 levels. You can control the mist levels using the Auto or Manual functions.

Auto. If you select the Auto function, your machine will automatically adjust the mist levels as needed in order to maintain your target humidity.

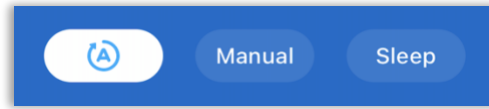


Figure 8. Auto Mode

Manual. If you select the Manual function, you can manually select the mist level you desire. This will override the Target Humidity and the machine will remain at this mist level until you adjust the level, select Auto mode, turn off your machine, or the machine runs out of water.

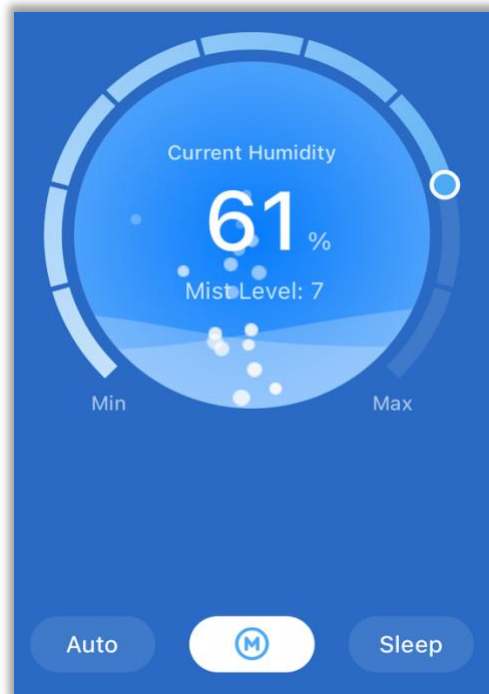


Figure 9. Manual Mode

Sleep. The Sleep function sets the humidifier's mist setting to Auto, turns off the display lights on your machine, and turns off the night light. When the Sleep function is turned on, you can press the Night Light button to turn the light on or off and the humidifier will stay in Sleep mode. The machine will stay in Sleep mode until you change the mode, turn off your machine, or the machine runs out of water.

Scheduling

The VeSync app includes both schedule and timer functions which allow you to set the humidifier's operations to best fit your household with as little adjusting as possible.

You can select the Schedule and Timer functions at the bottom of the Humidifier's home screen.

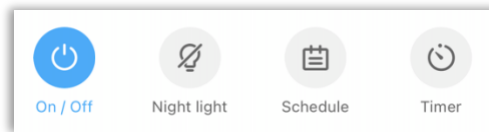


Figure 10. Schedule and Timer

Set schedule. The schedule function allows you to choose your preferred mist level mode, choose the display and night light options, and to set the time and desired frequency to turn these settings on. You can also set a schedule to turn the machine off if desired.

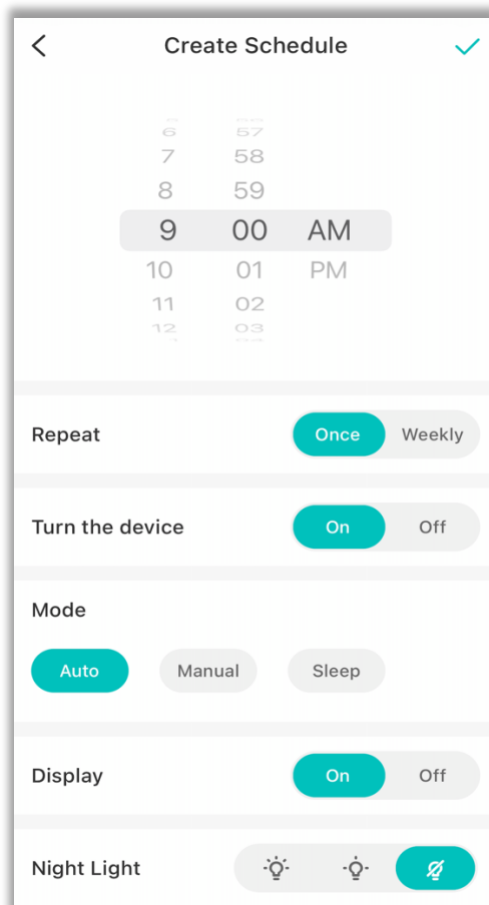


Figure 11. Set Schedule

Set timer. The timer function allows you to choose a specific amount of time in the future in which you'd like to turn your machine on or off. The countdown begins from the moment you set the timer and the humidifier will run using the most recent mist-level settings selected.

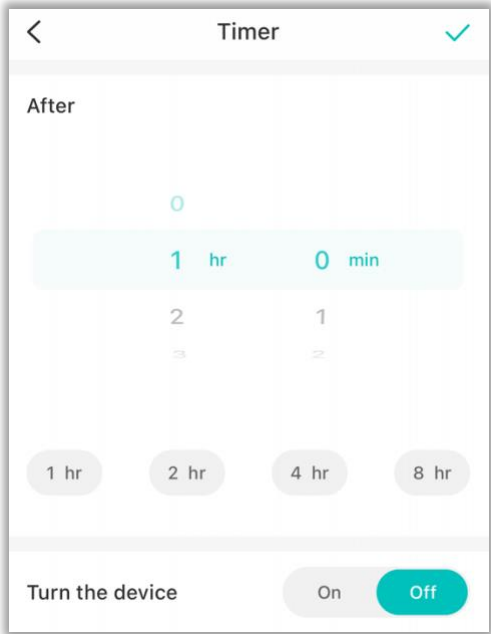


Figure 12. Set Timer

ADDITIONAL FEATURES

On the VeSync app settings page there are several optional features that are available to users, including setting location services, syncing third party apps for voice control, and sharing your smart device with other VeSync users.

Location Services

By allowing the VeSync app access to your home's location, the app will provide current weather on the home page, local sunrise and sunset times, and will alert users to wildfires in their area.

Note: VeSync location services are only available to users in the United States.

Third Party Apps

Users can connect VeSync to third party apps including Alexa and Google Assistant which will allow you to use voice control to operate your humidifier.

User Sharing

The VeSync app allows users to share their smart device with other VeSync users, allowing multiple household members to control a single device.

Note: Users can only operate the smart device when connected to the home wifi.

APPENDIX I: Additional Levoit Smart Devices

Listed below are several other Levoit smart humidifiers and air purifiers that can be synced to and operated by the VeSync app. See <https://www.levoit.com/products/> for details.

Humidifiers

Levoit Classic 200S 4L Smart Ultrasonic Humidifier

Levoit Classic 300S 6L Smart Ultrasonic Humidifier

Levoit Dual 200S 3L Smart Ultrasonic Humidifier

Air Purifiers

Levoit Core 200S Smart True HEPA Air Purifier

Levoit Core 400S Smart True HEPA Air Purifier

Levoit Core 400S Smart Wifi True HEPA Air Purifier

Levoit LV-PUR131S Smart True HEPA Air Purifier

[make this the back cover; just new page]

VeSync© App User Guide

for use with Levoit© smart device